

LOGO & IDENTITY GUIDE

Go Mini's Moving & Portable Storage

PNG, JPG & TIFF can be used for MS Word projects or other in-house items. RGB will print best on inkjet printers. CMYK for laser printers.

EPS or PDF files should always be used/sent when a printer or signmaker requests files.

SUPPORTING FONTS : Gill Sans MT Italic, Gill Sans MT Bold Italic

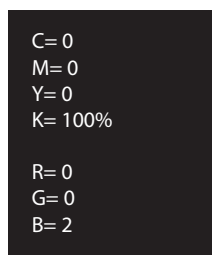
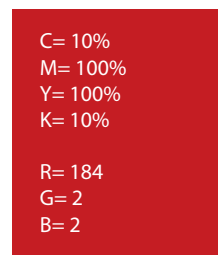
LOGO DETAILS, PADDING & SPACING



The GO MINI'S logo was built with care and thought to the specific perfect relationship between the elements. (size, colors, spacing, etc) Do not attempt to recreate these elements.

In order to keep the GO MINI'S logo uncluttered, it needs to be placed in a clean environment. In most cases the logo should ALWAYS appear on a white background, with a clearance area of AT LEAST half the width of the "G". Do not place text or clutter within this space. One exception is when you are using the logo REVERSED on a Black or Red (of our color value) background. For either use, please request an official GO MINI'S Logo in Vector EPS or Vector PDF format to retain details and sharpness.

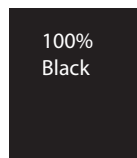
LOGO FULL-COLOR



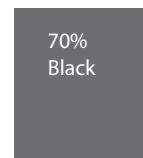
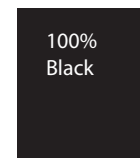
LOGO REVERSED



LOGO BLACK



LOGO GREYSCALE



Questions or issues with the logo files should be directed to GO MINI'S corporate marketing department by sending an email to marketing@gominis.com.